

Price Transparency – Enhanced Joint Website



Joint and Common Market (JCM)

Stakeholder's Meeting
Wilmington, DE
Jan 22nd, 2007



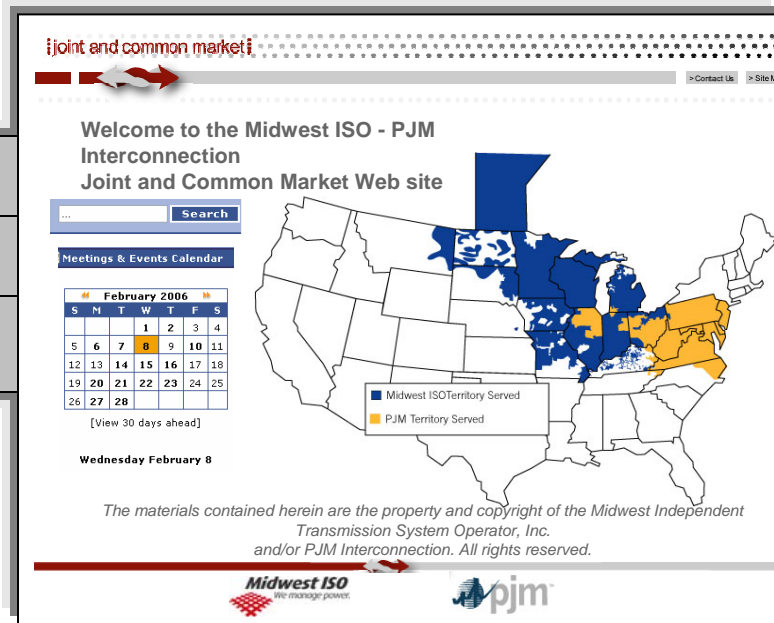
Overall Joint Website Enhancement Objectives

- To enhance PJM's & MISO's **relationship with participants** and other stakeholders by providing a trusted, robust, consolidated source for the RTO's joint efforts, documentation and information
- To enable PJM & MISO to satisfy its **obligations of publishing joint public information** about market results and system conditions
- Not transactional, does not encompass the market participant interface or similar PJM and MISO sites for entry of bids, offers or related information
- To **establish the technical foundation** and user interface framework upon which the joint website can continue to be expanded

Enhancement of Joint Website

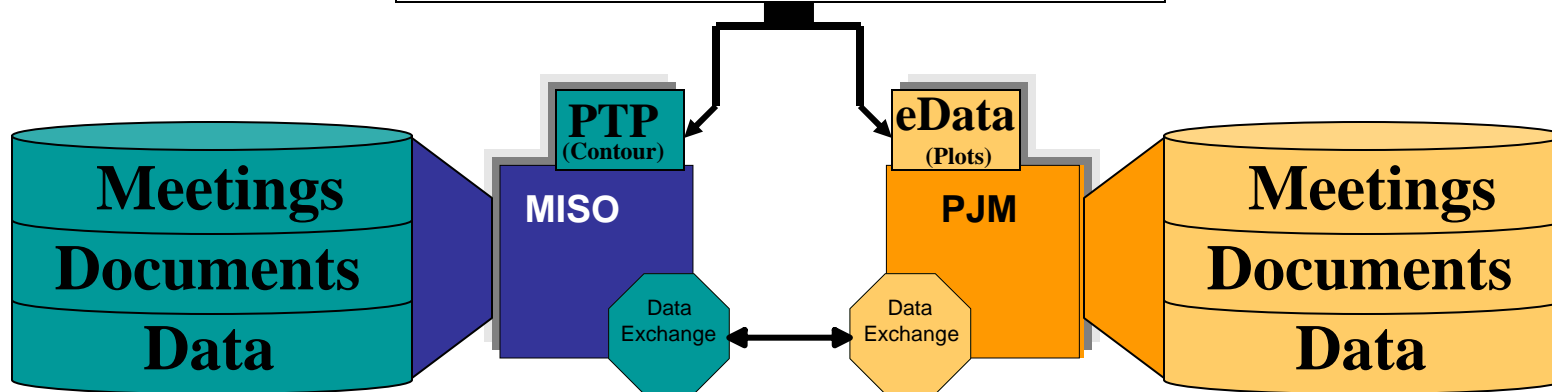
Information

- Joint Events Calendar
- Joint Documents
- Joint Document Search Capability



Market Data

- Joint Data Display Capability
 - LMPs
 - Loads
 - Net Interchanges



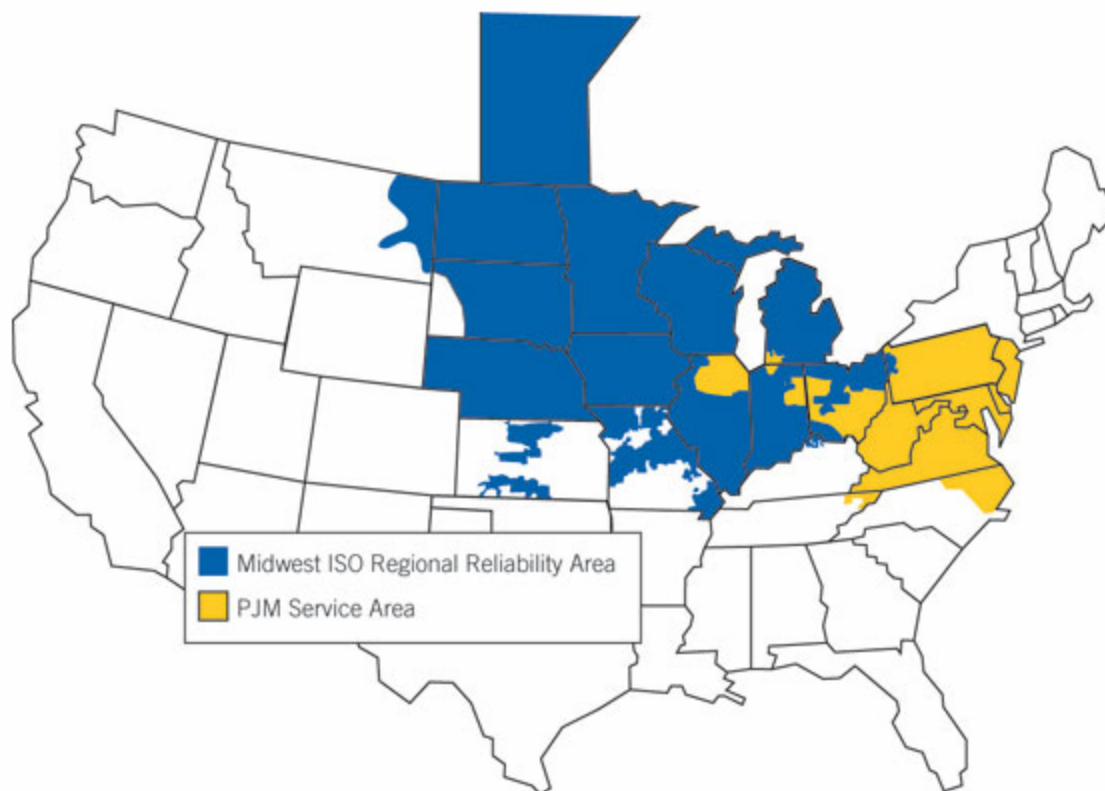
Release 1: Realtime Information

Group - Category	Notes	Update Frequency
LMPs by pnode	<ul style="list-style-type: none">• Prices for > 400 JCM pnodes• Plotting of RT for preselected pnodes• Tabular list of current LMP data• XML file transfers	5 minutes
LMP Contour Map	<ul style="list-style-type: none">• RT LMP covering both PJM and MISO• Mouse-over of key hubs and interfaces• Zoom	5 minutes
Total Load Graph	<ul style="list-style-type: none">• Graph over time of RT Loads (RTO & ISO + control areas)• Tabular list of current Load data	5 minutes
Net Interchanges	<ul style="list-style-type: none">• Graph over time of RT actual Tie Flows• Tabular list of current Tie Flow data	5 minutes

- JCM Calendar
- Midwest ISO Calendar
- PJM Calendar

Welcome to the Midwest ISO - PJM Interconnection Joint and Common Market Web site

The Midwest Independent Transmission System Operator, Inc. and PJM Interconnection are working together to develop complementing system operations and one robust, non-discriminatory wholesale electricity market to meet the needs of all customers and stakeholders in 23 states, the District of Columbia and the Canadian province of Manitoba. The market is being developed through an open stakeholder process and is being designed to serve residents regardless of whether they reside in states with bundled or unbundled retail rates.



Midwest ISO
We manage power.

Home Committees Reliability Market Info Planning Training

Meetings & Events Calendar

Meetings & Events Calendar - 30 Day View

August 2006

S	M	T	W	T	F	S
		1	2	3	4	5
6	7	8	9	10	11	12
13	14	15	16	17	18	19
20	21	22	23	24	25	26
27	28	29	30	31		

Meetings & Events
August 21, 2006 thru

Past 30 Days

Monday August 21, 2006
Operational Planning Working Group (cancelled) A
 Location: Carmel - LCC 3 and St Paul
Control Area Working Group
 Location: Closed Meeting

Internet

Committee Calendar August 2006

Tuesday	Wednesday	Thursday	Friday
1	2 MRC	3 MC	4
8 MIC	9 SOS FC	10 GWG	11 RPPWG
15 OC	16 SIS 180-Stakeholder Process Meeting	17 TSS DMWG	18 eDART XML UG
			24 NGOUG
	21	22	23
			24 TOA-AC
			25 DSRWG / MIS Jt. Meeting

Tr

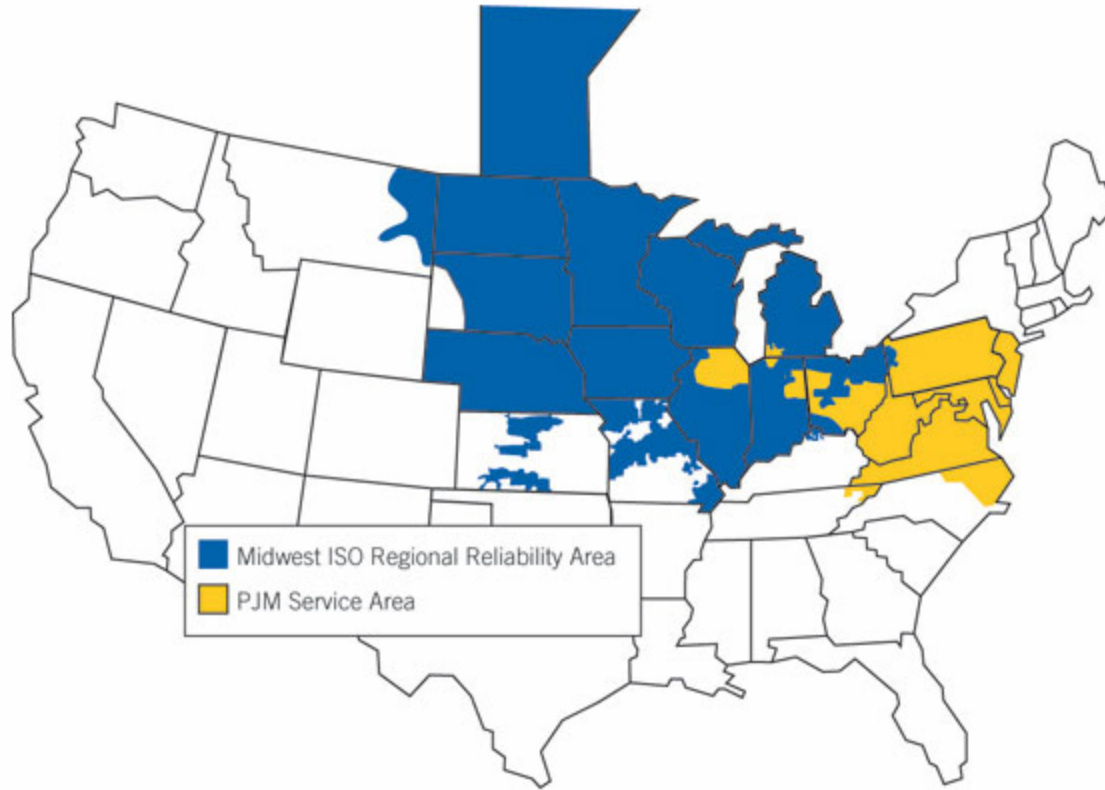
7	8	9	10
14	15	16	17
21	22	23	24
28	29	30	31



- [JCM Real-time Data](#)
- [JCM Contour Map](#)
- [JCM LMP 5 Minute Data](#)

Welcome to the Midwest ISO PJM Interconnection Joint and Common Market Web site

The Midwest Independent Transmission System Operator, Inc. and PJM Interconnection are working together to develop complementing system operations and one robust, non-discriminatory wholesale electricity market to meet the needs of all customers and stakeholders in 23 states, the District of Columbia and the Canadian province of Manitoba. The market is being developed through an open stakeholder process and is being designed to serve residents regardless of whether they reside in states with bundled or unbundled retail rates.



JCM Real-time Data
JCM Contour Map
JCM LMP 5 Minute Data

Markets

The joint and common market (JCM) will harness the resources of the Midwest ISO and PJM Interconnection to achieve the benefits of a single wholesale electricity market.

The following links provide information on the Midwest ISO's and PJM's markets:

[JCM Contour Map](#) provides a geographic image updated every five minutes for LMP information for the joint and common market.

Valuable Joint and Common Links:

- [Midwest ISO PTP](#) - provides secure access to the Midwest ISO markets applications.
- [PJM eSuite](#) - provides secure access to the PJM Interconnection markets applications.

The materials contained herein are the property and copyright of the Midwest Independent Transmission System Operator, Inc. and/or PJM Interconnection. All rights reserved.



> search
> advanced search

JCM LMP 5 Minute Data

Midwest ISO: January 19, 2007, 16:00 PJM Interconnection: January 19, 2007, 16:00

Auto Refresh ON  XML

Source	Bus Descriptor	LMP
MISO	AEC	44.92
MISO	BCA	44.92
MISO	DENL	44.86
MISO	PSCO	45.01
MISO	GVL	45.07
MISO	HST	45.07
MISO	FPL	45.07
MISO	NSB	45.07
MISO	FPC	45.07
MISO	TAL	45.07
MISO	TEC	45.07
MISO	SOCO	45.07
MISO	SEHA	45.07

Buses Displayed: 438

The materials contained herein are the property and copyright of the Midwest Independent Transmission System Operator, Inc. and/or PJM Interconnection. All rights reserved.

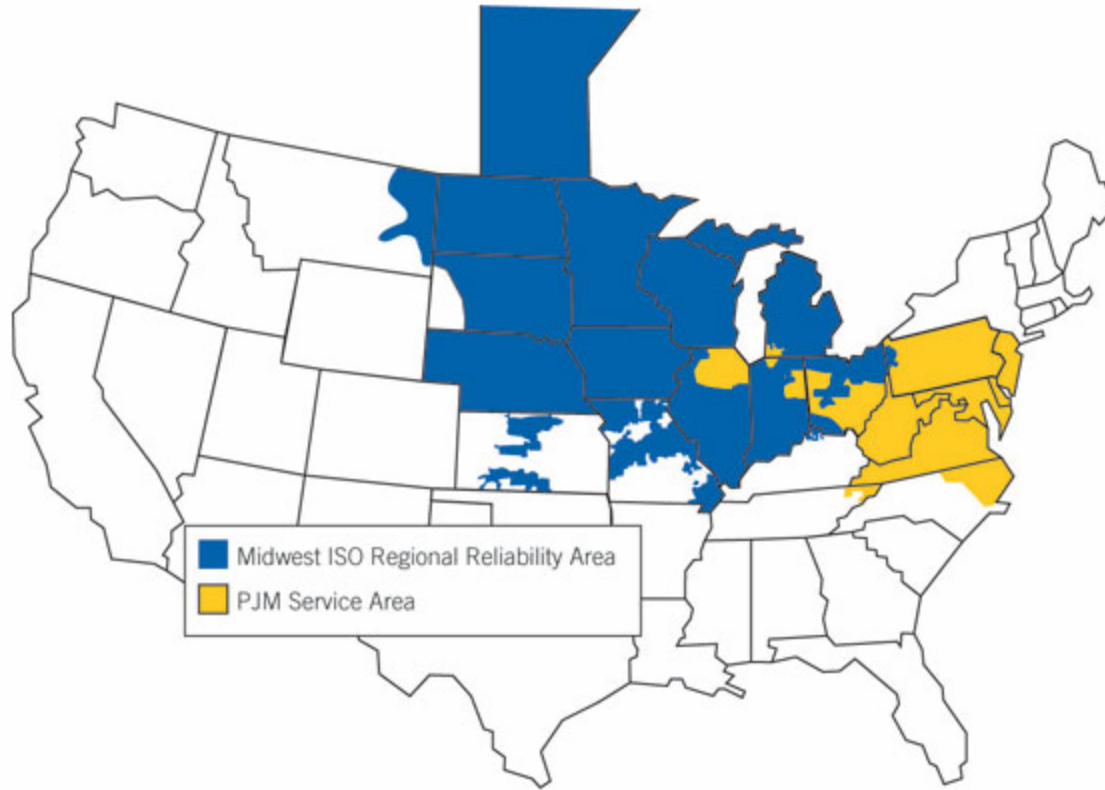




- [JCM Real-time Data](#)
- [JCM Contour Map](#)
- [JCM LMP 5 Minute Data](#)

Welcome to the Midwest Independent Transmission System Operator Interconnection Joint and Common Market Web site

The Midwest Independent Transmission System Operator, Inc. and PJM Interconnection are working together to develop complementing system operations and one robust, non-discriminatory wholesale electricity market to meet the needs of all customers and stakeholders in 23 states, the District of Columbia and the Canadian province of Manitoba. The market is being developed through an open stakeholder process and is being designed to serve residents regardless of whether they reside in states with bundled or unbundled retail rates.

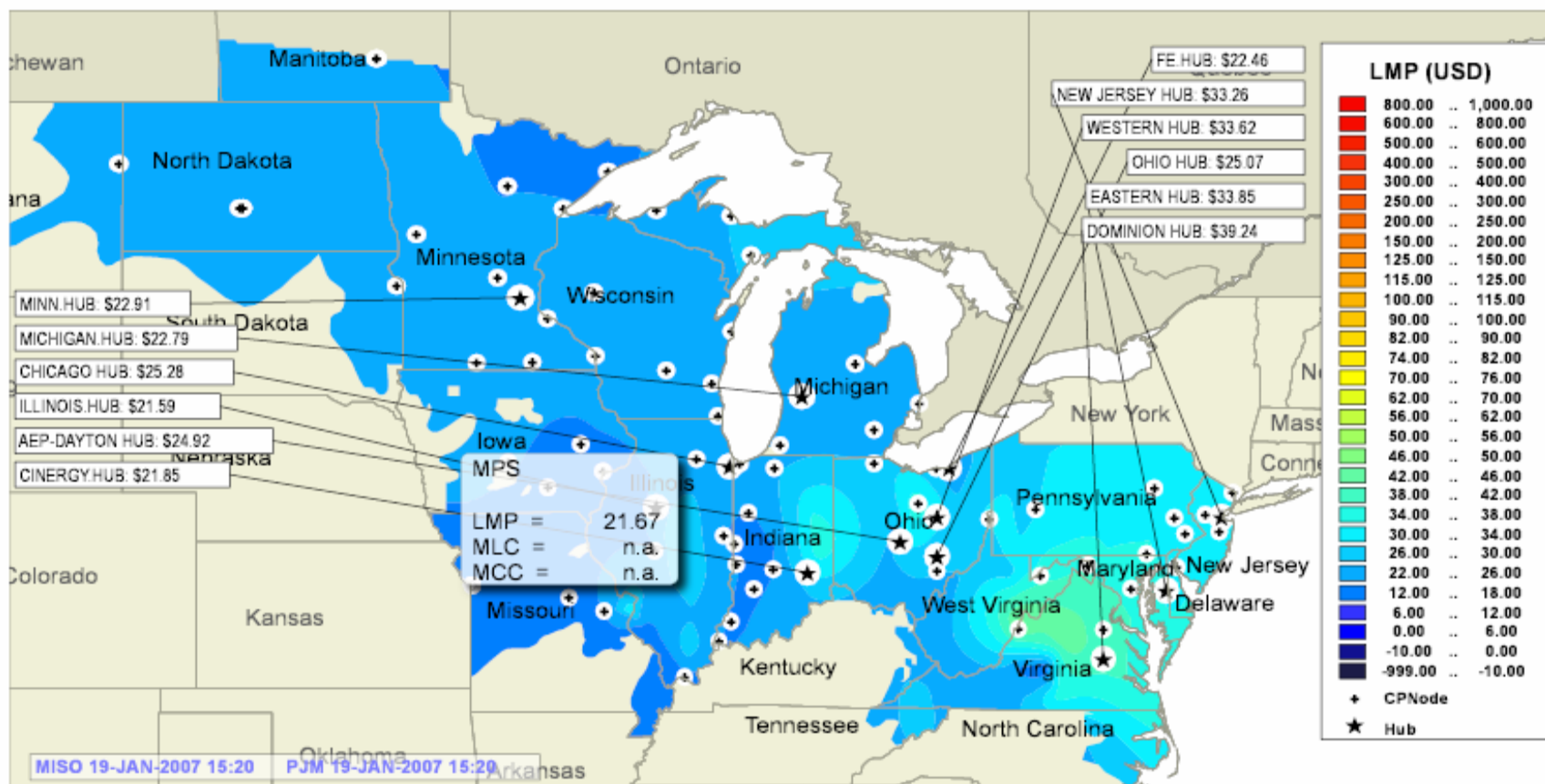




prices provided on this page and shall not be responsible for any party's reliance on any such data or prices.

The LMP Contour map below provides a real-time map of the MISO / PJM footprint showing selected Commercial Pnodes, with their respective LMP values. Each Commercial Pnode is represented as a circle with the regional color dependent on the price. The map and the table will automatically refresh every 5 minutes to show the updated information.

Interactive LMP map below requires free [SVG 3.0](#) plug-in. Please install the plug-in if you do not see the LMP map.

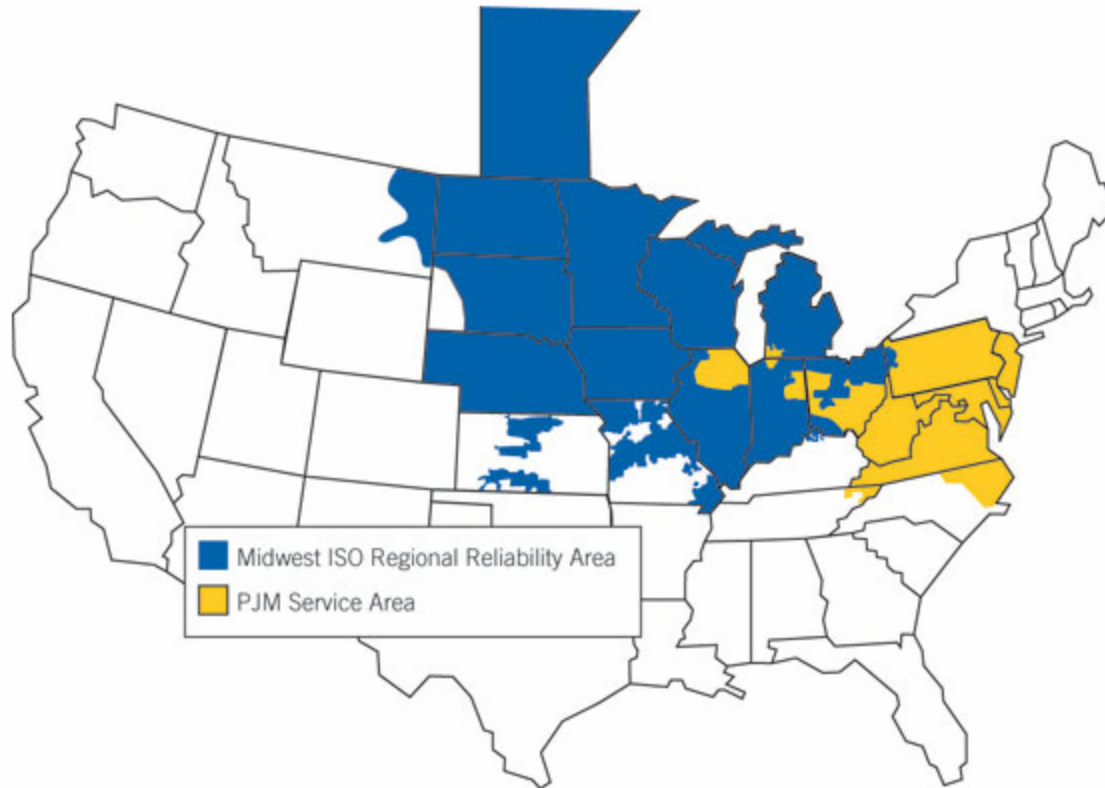


The materials contained herein are the property and copyright of the Midwest Independent Transmission System Operator, Inc. and/or PJM Interconnection. All rights reserved.

- JCM Real-time Data
- JCM Contour Map
- JCM LMP 5 Minute Data

Welcome to the Midwest ISO PJM Interconnection Joint and Common Market Web site

The Midwest Independent Transmission System Operator, Inc. and PJM Interconnection are working together to develop complementing system operations and one robust, non-discriminatory wholesale electricity market to meet the needs of all customers and stakeholders in 23 states, the District of Columbia and the Canadian province of Manitoba. The market is being developed through an open stakeholder process and is being designed to serve residents regardless of whether they reside in states with bundled or unbundled retail rates.



oint and common market:

Midwest ISO
We manage power.

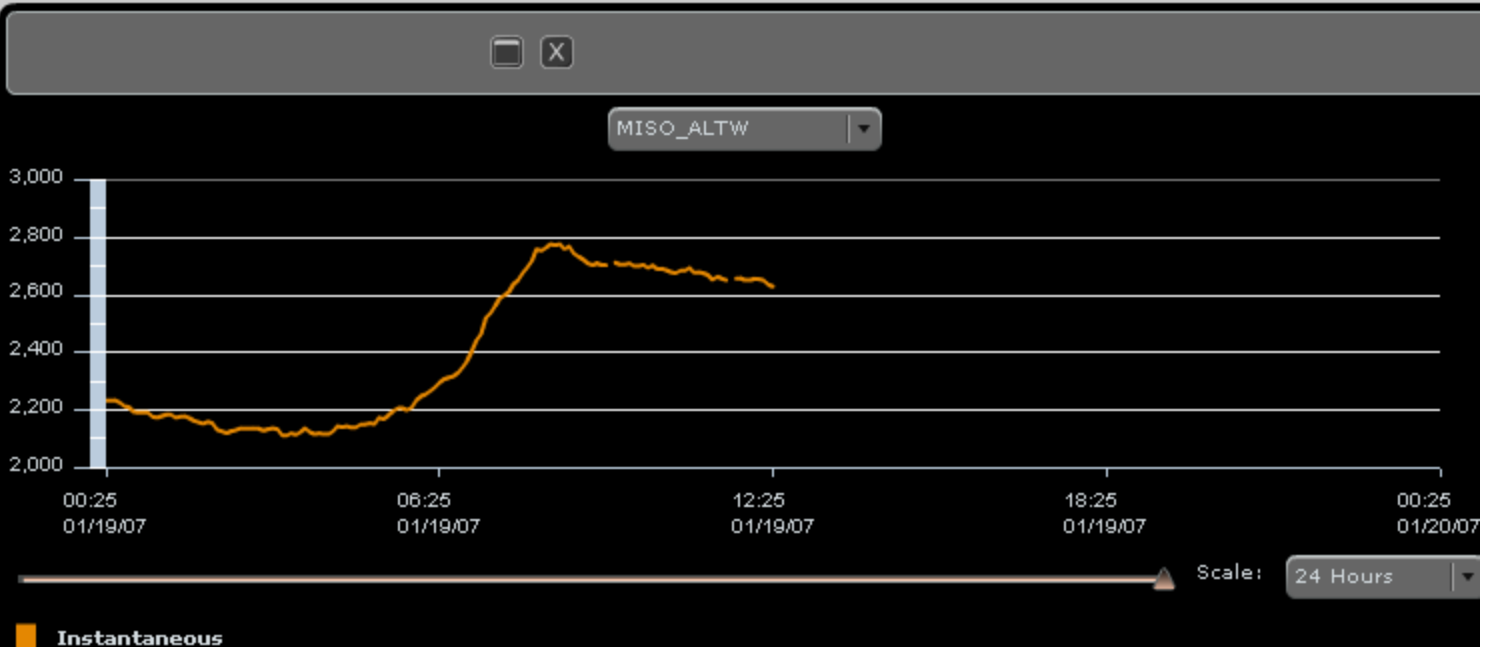
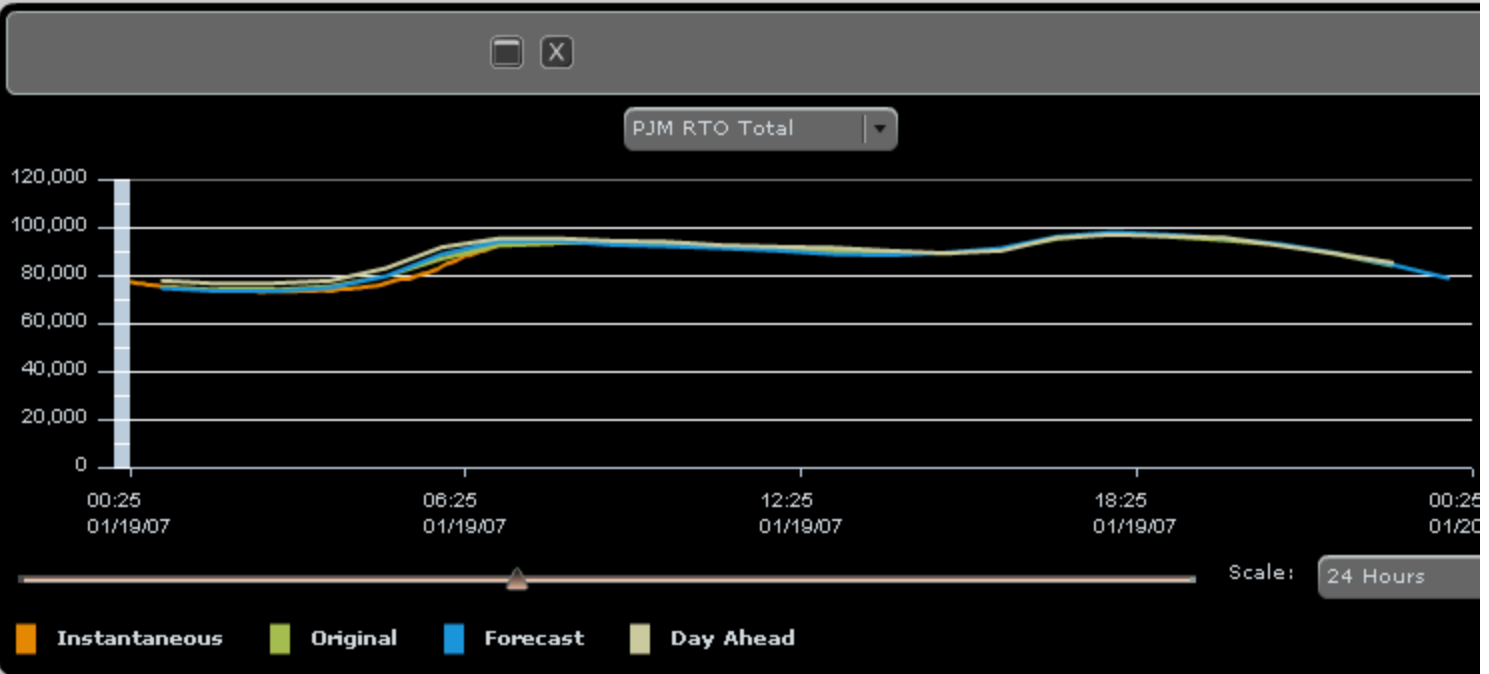


Friday January 19, 2007 - 12:25 EDT

JCM LOADs

JCM TIE FLOWs

JCM LMPs



oint and common market:

Midwest ISO
We manage power.



Friday January 19, 2007 - 12:25 EDT

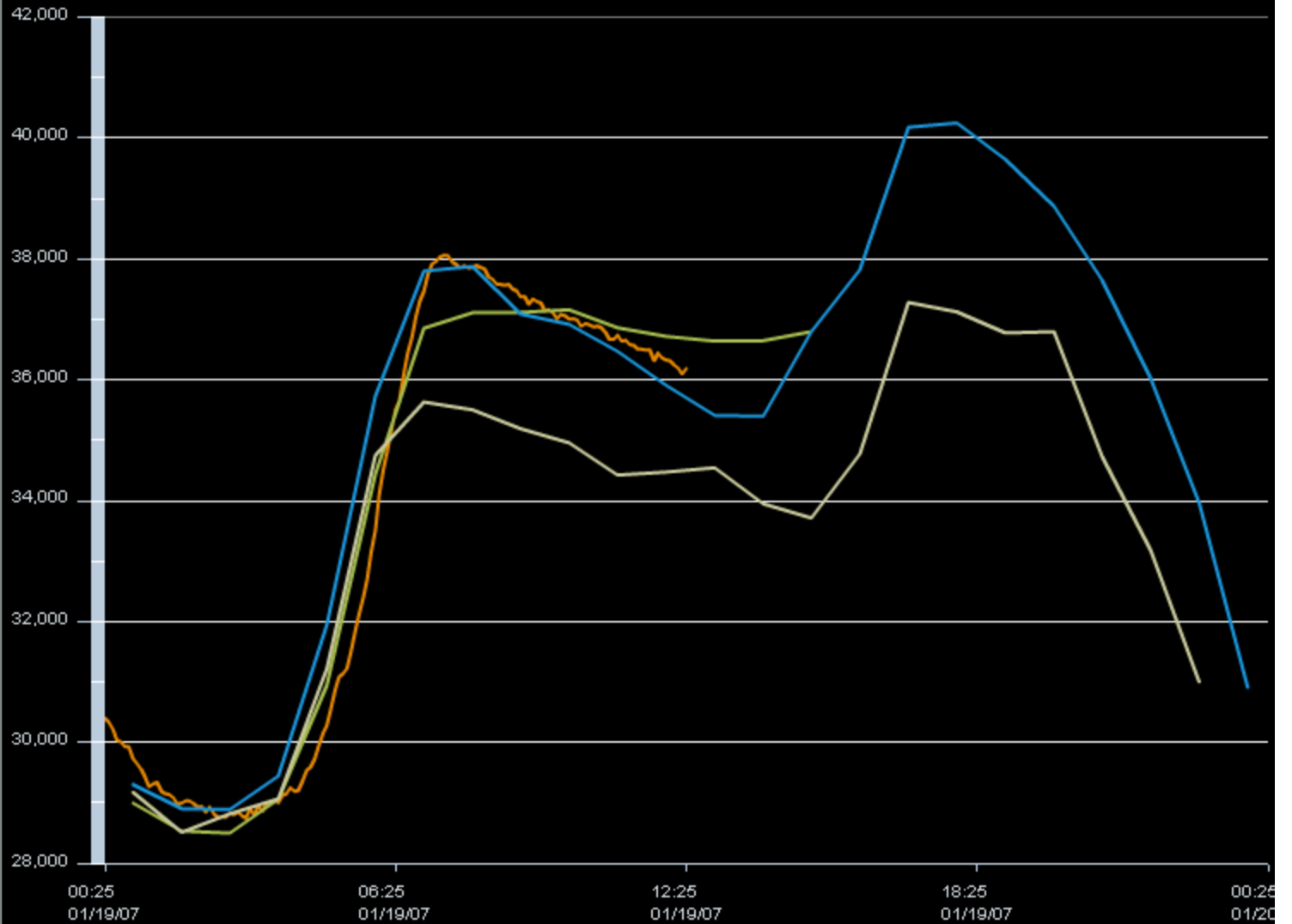
JCM LOADs

JCM TIE FLOWs

JCM LMPs

X

Mid-Atlantic Region



Instantaneous Original Forecast Day Ahead

Scale: 24 Hours

oint and common market:

Midwest ISO
We manage power.

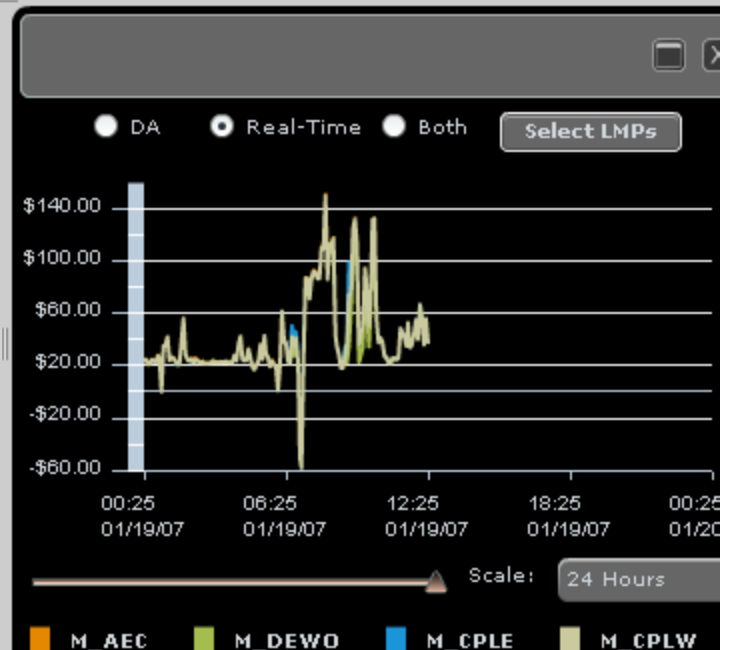
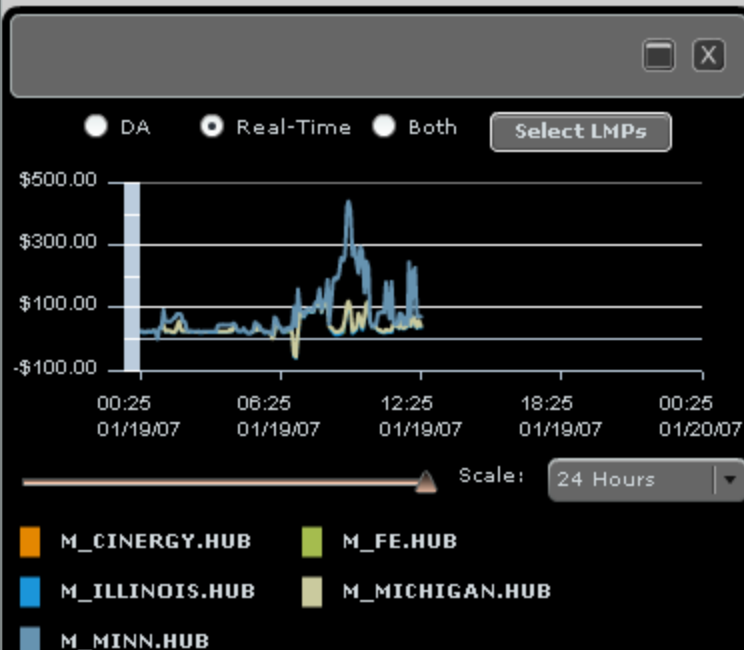
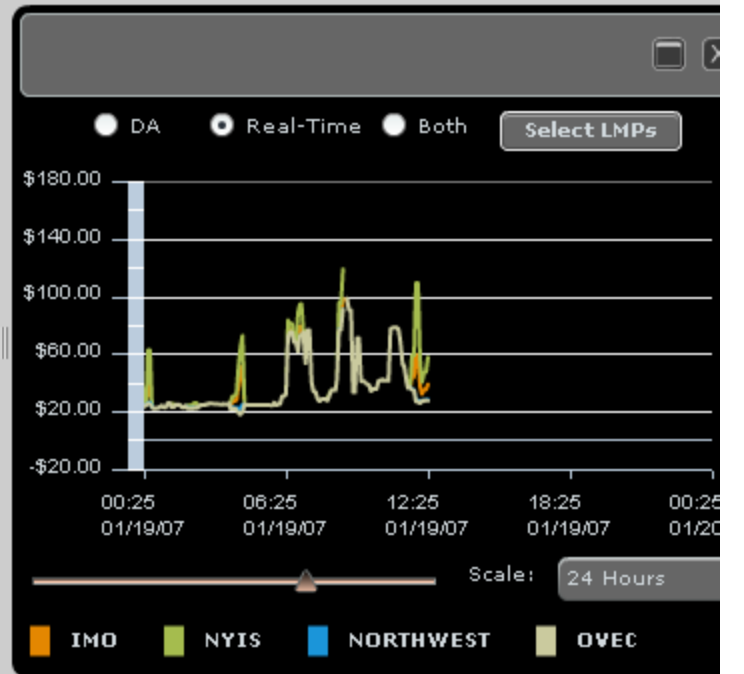


Friday January 19, 2007 - 12:25 EDT

JCM LOADs

JCM TIE FLOWs

JCM LMPs



oint and common market:



Midwest ISO
We manage power.



Friday January 19, 2007 - 12:30 EDT

JCM LOADs

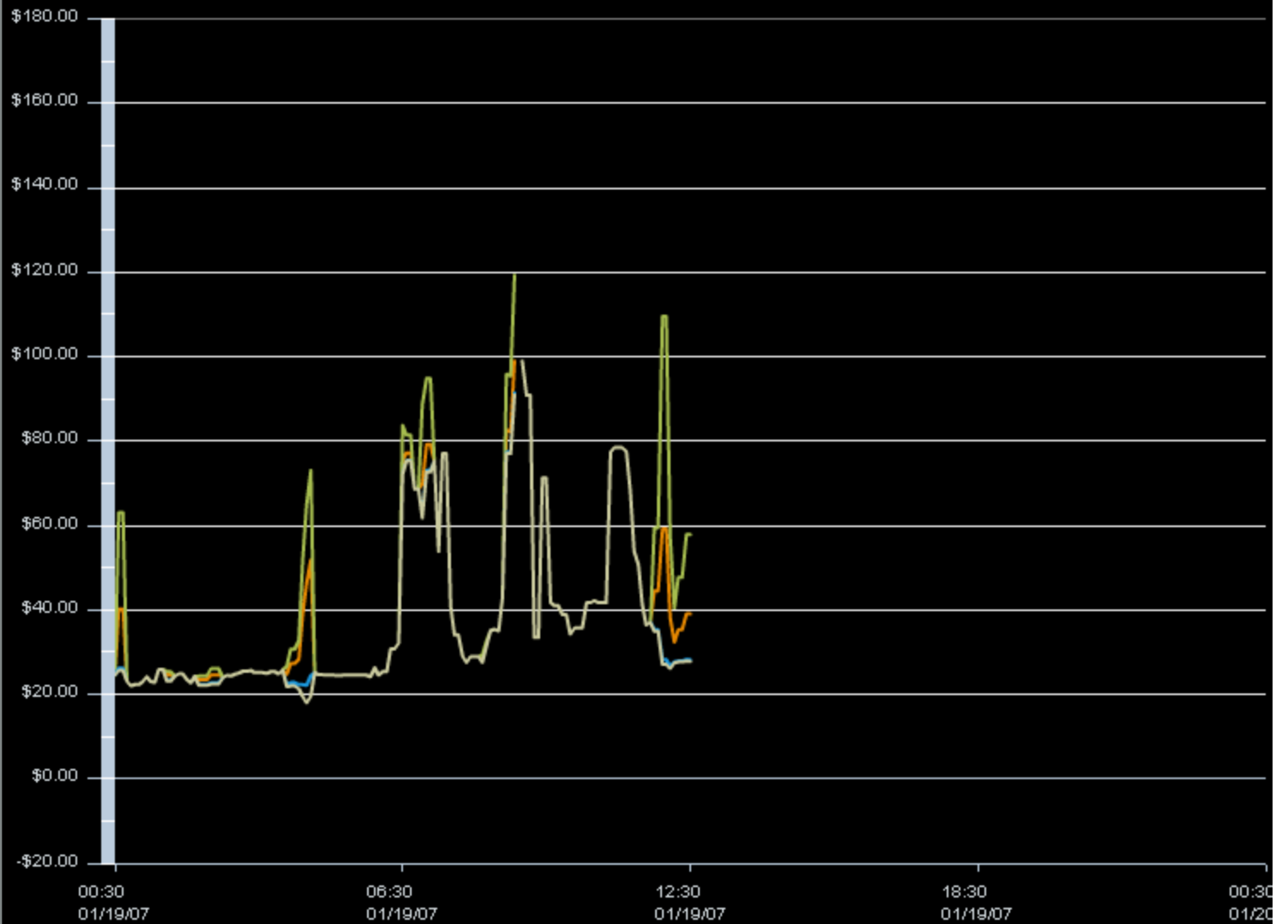
JCM TIE FLOWs

JCM LMPs

X

DA Real-Time Both

Select LMPs



IMD NYIS NORTHWEST OVEC

Scale: 24 Hours

oint and common market:

Midwest ISO
We manage power.



Friday January 19, 2007 - 12:30 EDT

JCM LOADs

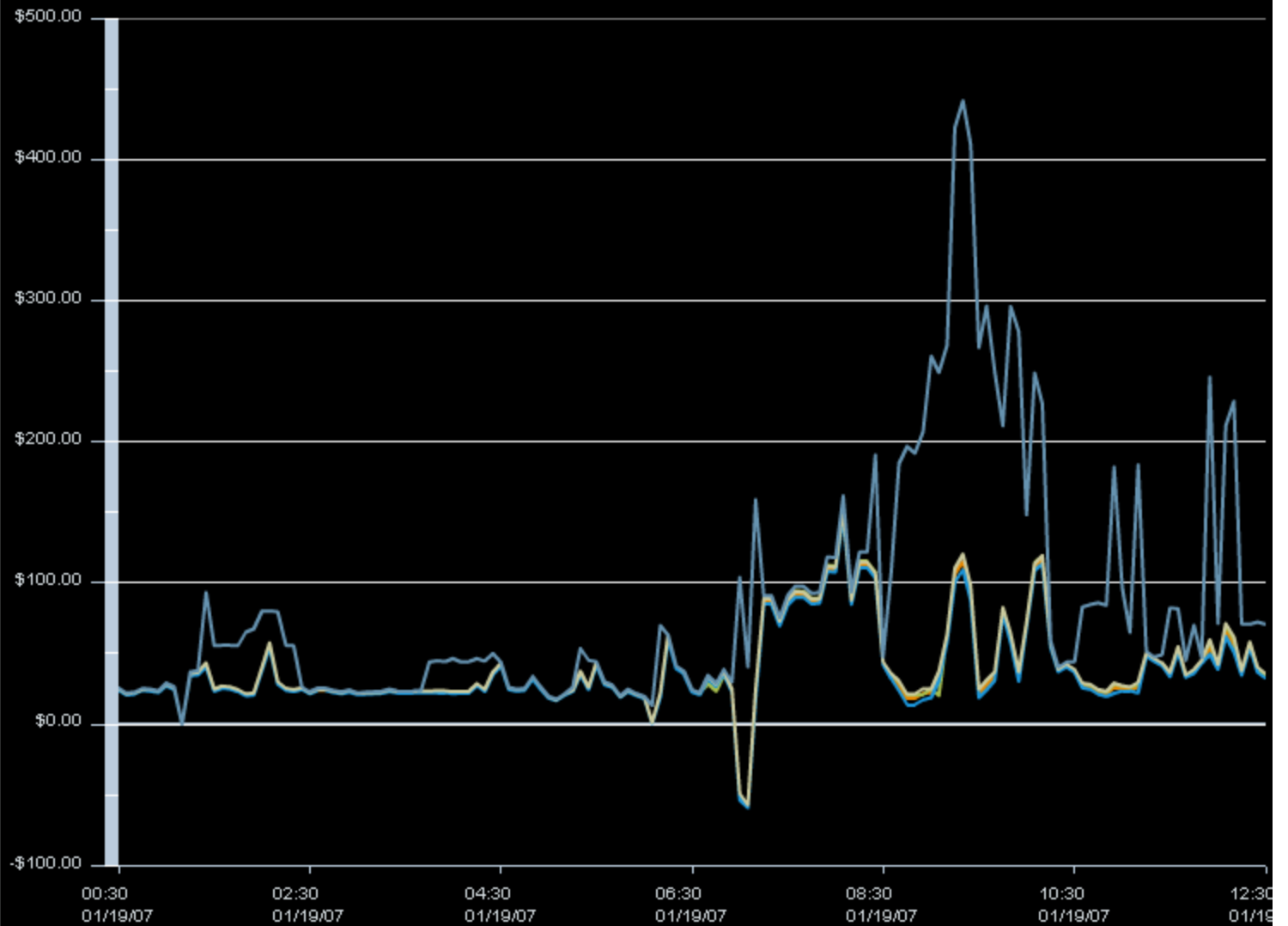
JCM TIE FLOWs

JCM LMPs

X

DA Real-Time Both

Select LMPs



Scale: 12 Hours

M CTENERGY.HUB M EE.HUB M ILLINOIS.HUB M MICHIGAN.HUB M MINN.HUB

oint and common market:



Midwest ISO
We manage power.

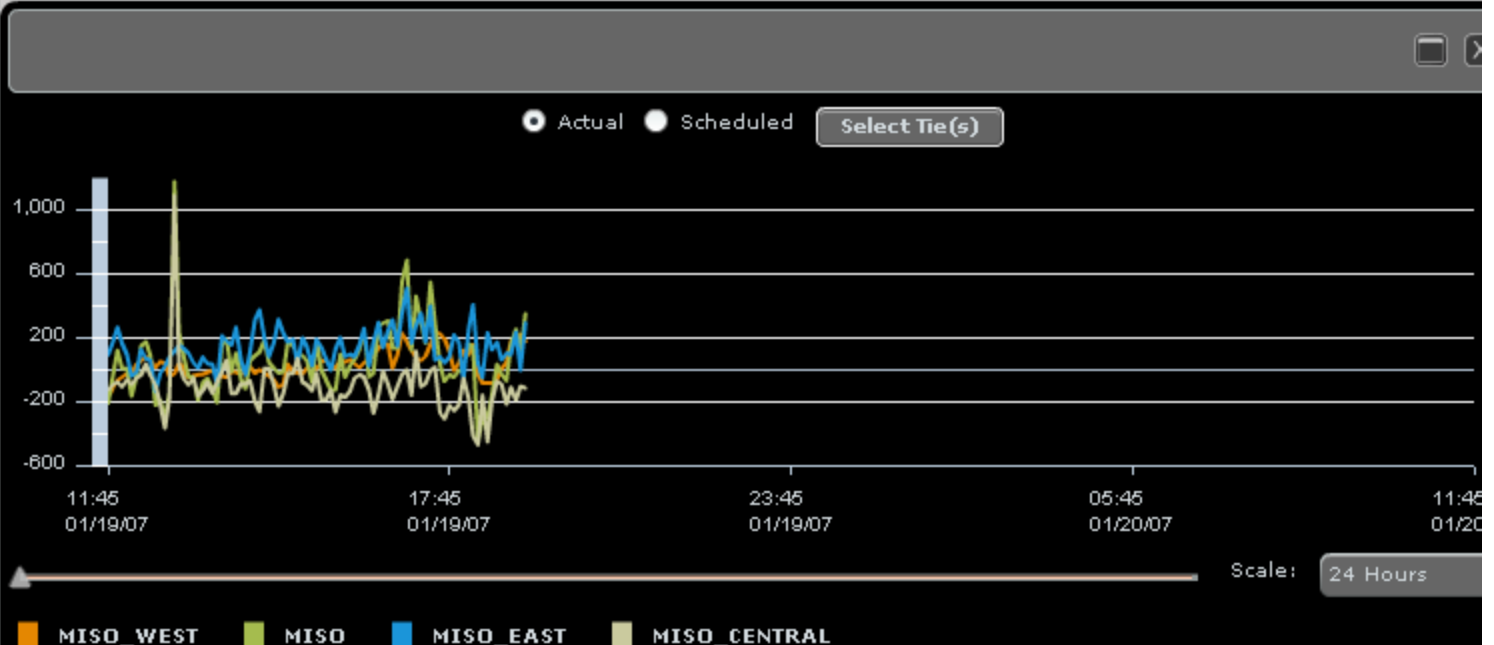
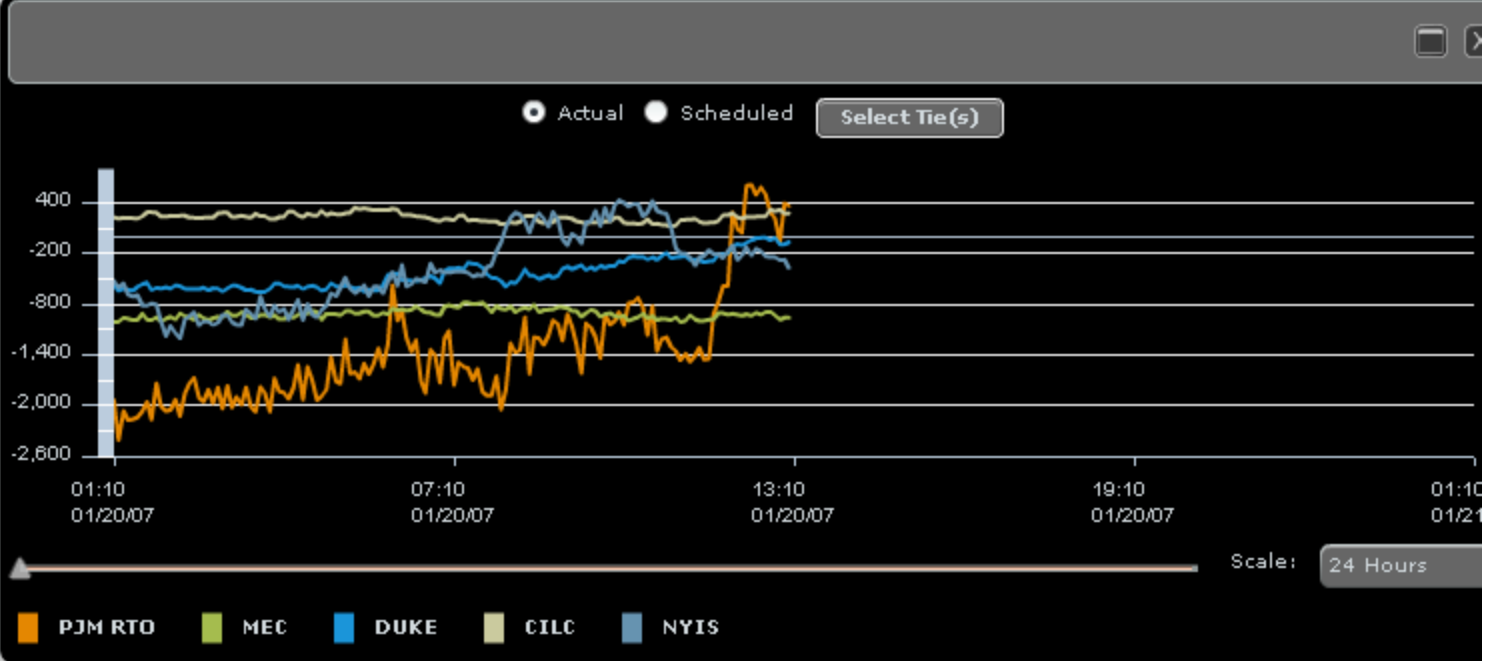


aturday January 20, 2007 - 13:05 EDT

JCM LOADs

JCM TIE FLOWs

JCM LMPs



oint and common market:

Midwest ISO
We manage power.



Friday January 19, 2007 - 21:05 EDT

JCM LOADs

JCM TIE FLOWs

JCM LMPs

X

Actual Scheduled

Select Tie(s)



Scale: 2 Hours

MISO WEST MISO MISO EAST MISO CENTRAL

? QUESTIONS ?

- To access the web site go to:

<http://www.miso-pjm.com/>

- To comment or suggest different nodes to include in the displays call or email:

- Jerry Whooley (PJM)

610-666-8861

whoolj@pjm.com

- Ed Skiba (MISO)

317-249-5377

ESkiba@midwestiso.org